

CHASELECTION

Recombinant Human Interleukin-2 Pro/IL-2 Pro

Catalog Number CYG017F0XXX/CY017F0XXX

Basic information

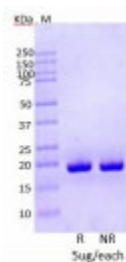
Source E.coli

Formulation PBS, trehalose, mannitol, 7.4

Purity:

≥95% as determined by SDS-PAGE & HPLC.

SDS-PAGE:

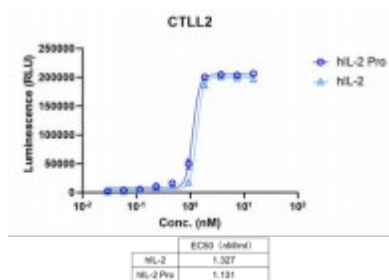


Non reducing and reducing SDS-PAGE showed a protein molecular weight of approximately 17kDa

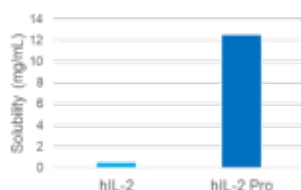
Endotoxin: < 0.1 EU/μg

Features:

1) IL-2Pro has completely independent intellectual property rights, improving solubility while retaining the same biological activity as wild-type IL-2;



2) IL-2 Pro has high solubility, and in the PBS buffer system, the dissolution concentration of IL-2 Pro can reach 12.5mg/ml;



3) IL-2 Pro was prepared from E.coli, without the influence of animal derived ingredients

Reconstitution:

1. Before opening, please briefly centrifuge the contents to the bottom;
2. It is recommended to initially dissolve in sterile deionized water to an appropriate concentration (recommended concentration is 0.2-1mg/ml);
3. If further dilution is required, it is recommended to dilute the solution with a solution containing carrier proteins (such as 0.1% BSA, 10% FBS, and 5% HSA).

Shipping & Storage:

The product is shipped with blue ice.

If long-term storage is required, this product should be stored at ≤ -20 °C

Please avoid repeated freeze-thaw cycles.

1. Dry powder can be stored at ≤ -20 °C for at least 24 months;
2. After reconstitution, it can be stored for 1 month under sterile conditions at 2-8 °C ;
3. After reconstitution, it can be stored for 12 months under sterile conditions at -20~ -70 °C.

Introduction

Interleukin-2 (IL-2), formerly known as "T cell growth factor (TCGF)", "T cell stimulating factor (TSF)", is mainly produced in T cells, and of course, also produced in B cells and NK cells. IL-2 has the effect of promoting differentiation and proliferation on T lymphocytes, exerting its killing ability. It can also activate LAK and TIL cells that kill tumor cells, enhance killing activity, and induce T and NK cells to secrete γ interferon, promote the growth and development of B lymphocytes, and enhance the cytotoxicity of antibody dependent immune cells.

In the field of biological therapy, IL-2 has been used as an adjuvant therapy for anticancer drugs. However, due to the strong hydrophobicity of IL-2, it has encountered difficulties in formulation and poor stability in production and application.

The new hIL-2 Pro developed and launched by Chaselection is expressed and purified from E.coli. While ensuring its activity, it has brought disruptive improvements in the production, formulation, storage, and application of IL-2, providing huge process optimization space for various IL-2 applications.

